

On fait les magasins?

CHAPITRE 7

CHAPTER CHECKLIST

Géoculture

- Read and study the information on **Le Sénégal**, pp. 216–219.

Vocabulaire 1

- Study the words and expressions in **Vocabulaire 1**, pp. 222–223, and **D’autres mots utiles**, p. 222, to learn vocabulary for clothes.
- Study the expressions in **Exprimons-nous!**, p. 223, to learn how to offer and ask for help.
- Read about the metric system in **Flash culture**, p. 224.
- Do Activities 1–2, p. 224, in writing.
- Study the expressions in **Exprimons-nous!**, p. 224, to learn how to ask for and give opinions.
- Use the online textbook to do listening Activity 3, p. 225.
- Write out Activity 4, p. 225.
- For additional practice with **Vocabulaire 1**, do the activities on pp. 73–75 in *Vocabulaire et grammaire*.

Grammaire 1

- Study the presentation on demonstrative adjectives, p. 226.
- Use the online textbook to do listening Activity 7, p. 226.
- Do Activities 8–10, p. 227, in writing.
- Read about Senegalese tie-dyeing in **Flash culture**, p. 227.
- Study the presentation on interrogative adjectives, p. 228.
- Read about bargaining in Senegal in **Flash culture**, p. 228.
- Do Activities 12–15, pp. 228–229, in writing.
- For additional practice with **Grammaire 1**, do the activities on pp. 76–77 in *Vocabulaire et grammaire* and on pp. 61–63 in *Cahier d’activités*.

Application 1

- Use the online textbook to do listening Activity 17, p. 230.
- Write out Activity 18, p. 230.
- Study the verb **mettre** in **Un peu plus**, p. 230.
- Do Activities 19–20, pp. 230–231, in writing.

CHAPTER CHECKLIST**CHAPITRE 7****Culture**

- Read about **les soldes** in France in **Comparaisons**, p. 233.

Vocabulaire 2

- Study the words in **Vocabulaire 2**, pp. 234–235, and **D'autres mots utiles**, p. 235 to learn vocabulary for jewelry, accessories, and outdoor gear.
- Study the expressions in **Exprimons-nous!**, p. 235, to learn how to ask about and give prices.
- Study the words in **D'autres mots utiles**, p. 236 to learn numbers from 1000 to three million.
- Read about the CFA franc used in Senegal in **Flash culture**, p. 236.
- Do Activity 22, p. 236, in writing.
- Use the online textbook to do listening Activity 23, p. 236.
- Do Activity 24, p. 236, in writing.
- Study the expressions in **Exprimons-nous!**, p. 237, to learn how to ask about decisions and respond.
- Write out Activity 25, p. 237.
- For additional practice with **Vocabulaire 2**, do the activities on pp. 79–81 in *Vocabulaire et grammaire*.

Grammaire 2

- Study the presentation on the **passé composé** of **–er** verbs, p. 238.
- Review the verb **avoir** in **Déjà vu**, p. 238.
- Use the online textbook to do listening Activity 27, p. 238.
- Do Activities 28–30, pp. 238–239, in writing.
- Study the presentation on the **passé composé** of irregular verbs and read **En anglais**, p. 240.
- Do Activities 32–35, pp. 240–241, in writing.
- For additional practice with **Grammaire 2**, do the activities on pp. 82–83 in *Vocabulaire et grammaire* and on pp. 65–67 in *Cahier d'activités*.

Application 2

- Use the online textbook to do **On rappe!** listening Activity 37, p. 242.
- Write out Activity 38, p. 242.
- Study adverbs with the **passé composé** in **Un peu plus**, p. 242.
- Do Activities 39–40, pp. 242–243, in writing.

On fait les magasins?

CHAPITRE 7

SELF-TEST

<p>1. Can you offer help in a store? (p. 223)</p>	<ul style="list-style-type: none"> • How would you ask a customer if you can help him? • How would you ask a customer what size shoe she wears?
<p>2. Can you ask for help in a store and respond? (p. 223)</p>	<ul style="list-style-type: none"> • How would you say you're looking for a shirt to wear with black pants? • How would you ask if you can try something on? • How would you ask the salesperson if he has the pair of boots in size 38? • How would you say, "No thank you; I'm just looking"? • How would you say you wear size 37?
<p>3. Can you ask for opinions in a store? (p. 224)</p>	<ul style="list-style-type: none"> • How would you ask your friend what he thinks of your shirt? • How would you ask a friend if she likes your boots and pants? • How would you ask how a hat fits you?
<p>4. Can you give opinions about clothes? (p. 224)</p>	<ul style="list-style-type: none"> • How would you tell your friend that his suit fits him well and is his style? • How would you say that the shirt and pants look a little gaudy?
<p>5. Can you ask about and give prices? (p. 235)</p>	<ul style="list-style-type: none"> • How would you ask how much the skateboard costs and if it is on sale? • How would you say that the mountain bike costs 90.000 CFA? • How would you say the scuba fins and snorkel are on sale for 3.500 CFA?
<p>6. Can you ask about and make a decision? (p. 237)</p>	<ul style="list-style-type: none"> • How would you ask a customer if he has decided? • How would you ask a customer if you can show her the silver necklaces? • How would you say the tent is on sale it is a great deal? • How would you say you can't decide or don't know what to pick?

On fait les magasins?

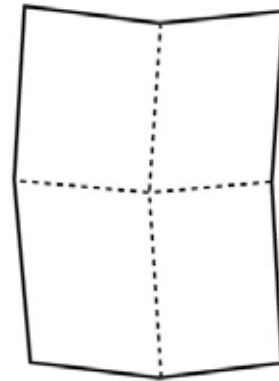
CHAPITRE 7

FOLD-N-LEARN PROJECT SUGGESTIONS

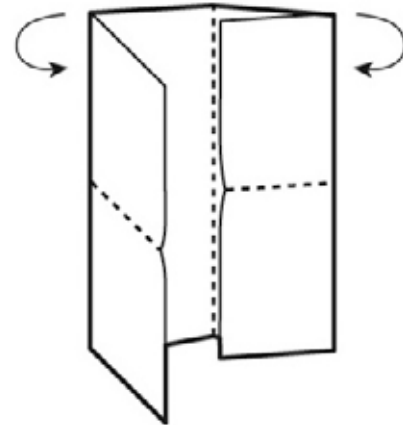
Follow the instructions below to create a fun study aid. This aid will help you review the expressions listed on pages 222–223, 224, 234–235, and 237 of your textbook.

MATERIALS You will need a sheet of paper, scissors, and a pen or pencil.

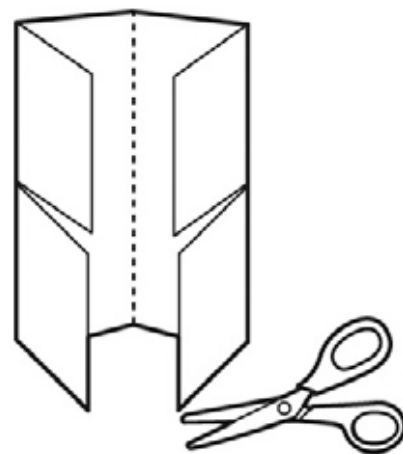
STEP 1 Fold a sheet of paper in half twice, first from side to side and then from top to bottom. Unfold the paper.



STEP 2 Turn the paper sideways. Then fold the right and left edges to meet at the center crease, forming right and left flaps.



STEP 3 Using scissors, cut along the middle creases in the right and left flaps to form four flaps. Do not cut past the folded edges of the right and left flaps.



STEP 4 On the front of each of the four flaps, write one of the types of stores represented in the chapter: **au magasin de vêtements, au rayon sport et plein-air, au rayon maroquinerie, au rayon bijouterie.**

STEP 5 Under each tab, list in French the items typically sold at each store. On the back of each tab, write the expressions you would use to buy something at each store.

STEP 6 Review the chapter vocabulary with the four-flap shopping guide you've created. For each type of store, try to name the items sold there and the shopping expressions you would use.