

Salut, les copains!

CHAPITRE 1

CHAPTER CHECKLIST

Géoculture

- Read and study the information on **L'Île-de-France**, pp. xxiv–3.

Vocabulaire 1

- Study the words and expressions in **Vocabulaire 1**, pp. 6–7, to learn how to greet someone and say goodbye.
- Do Activity 1, p. 7, in writing.
- Use the online textbook to do listening Activity 2, p. 7.
- Do Activity 3, p. 7, in writing.
- Study the expressions in **Exprimons-nous!**, p. 8, to learn how to ask how someone is.
- Use the online textbook to do listening Activity 5, p. 8.
- Write out Activities 6–9, pp. 8–9.
- For additional practice with **Vocabulaire 1**, do the activities on pp. 1–4 in the *Vocabulaire et grammaire*.
- Study the numbers 0–30, p. 10.
- Study the numbers **D'autres mots utiles**, p. 10.
- Use the online textbook to do listening Activity 11, p. 10.
- Write out Activities 12–13, p. 10.
- Study the expressions in **Exprimons-nous!**, p. 11, to learn how to introduce someone.
- Write out Activities 14–15, p. 11.

Grammaire 1

- Study the presentation on subjects and verbs, p. 12.
- Read about greeting with kisses in France in **Flash culture**, p. 12.
- Do Activities 17–19, pp. 12–13, in writing.
- Study the presentation on subject pronouns and read **En anglais**, p. 14.
- Read about personal space in **Flash culture**, p. 15.
- Do Activity 21, p. 14, in writing.
- Use the online textbook to do listening Activity 22, p. 15.
- Do Activities 23–24, p. 15, in writing.
- For additional practice with **Grammaire 1**, do the activities on pp. 5–6 in the *Vocabulaire et grammaire* and on pp. 1–3 in the *Cahier d'activités*.

CHAPTER CHECKLIST**CHAPITRE 1****Culture**

- Read about greetings in Sénégal in **Comparaisons**, p. 17.

Vocabulaire 2

- Study the words and expressions in **Vocabulaire 2**, pp. 18–19, to learn vocabulary for the classroom.
- Study the expressions in **Exprimons-nous!**, p. 18, to learn how to ask about things in a classroom.
- Use the online textbook to do listening Activity 26, p. 19.
- Do Activity 27, p. 19, in writing.
- Study the expressions at the top of p. 20, to learn how to give classroom commands and ask the teacher something.
- Use the online textbook to do listening Activity 30, p. 20.
- Do Activities 31–34, p. 20–21, in writing.
- Study the accent marks on p. 22.
- Do Activity 36, p. 23, in writing.
- Study the expressions in **Exprimons-nous!**, p. 22 to learn how to ask how words are spelled and to ask for someone's e-mail address.
- Use the online textbook to do listening Activity 37, p. 23.
- Write out Activity 38, p. 23.
- For additional practice with **Vocabulaire 2**, do the activities on pp. 7–10 in the *Vocabulaire et grammaire*.

Grammaire 2

- Study the presentation on indefinite articles and plural of nouns and read **En anglais**, p. 24.
- Use the online textbook to do listening Activity 40, p. 24.
- Do Activities 41–42, pp. 24–25, in writing.
- Study the presentation on the verb **avoir** and negation and read **En anglais**, p. 26.
- Read about saying hello in France in **Flash culture**, p. 26.
- Use the online textbook to do listening Activity 45, p. 26.
- Do Activities 46–49, pp. 26–27, in writing.
- For additional practice with **Grammaire 2**, do the activities on pp. 11–12 in the *Vocabulaire et grammaire* and on pp. 5–7 in the *Cahier d'activités*.

Salut, les copains!

CHAPITRE 1

SELF-TEST

<p>1. Can you greet someone and say goodbye? (p. 6)</p>	<ul style="list-style-type: none"> • How would you greet your professor? • How would you ask someone his or her name? • How would you say see you later?
<p>2. Can you ask how someone is and respond? (p. 8)</p>	<ul style="list-style-type: none"> • How would you ask a friend how it's going? • How would you ask your professor how she's doing? • How would you say that it's going fine or not bad?
<p>3. Can you ask how old someone is and say how old you are? (p. 11)</p>	<ul style="list-style-type: none"> • How would you ask your new classmate how old he is? • How would you say how old you are?
<p>4. Can you introduce someone? (p. 11)</p>	<ul style="list-style-type: none"> • How would you introduce your friend Aline to your professor? • How would your professor respond formally: "Very nice to meet you"? • How would you say hi informally?
<p>5. Can you ask and give information about things in a classroom? (p. 18)</p>	<ul style="list-style-type: none"> • How would you ask how many students there are in the classroom? • How would you say there are 20 students in the classroom? • How would you say there aren't any televisions in the classroom?
<p>6. Can you give commands and ask the teacher questions? (p. 20)</p>	<ul style="list-style-type: none"> • How would your teacher say to listen and repeat after her? • How would you ask what Allez au tableau means?
<p>7. Can you ask how words are spelled and give your email address? (p. 22)</p>	<ul style="list-style-type: none"> • How would you ask how regardez is spelled? • How would you spell cédille if someone asked? • How would you give your email address in French?

Salut, les copains!

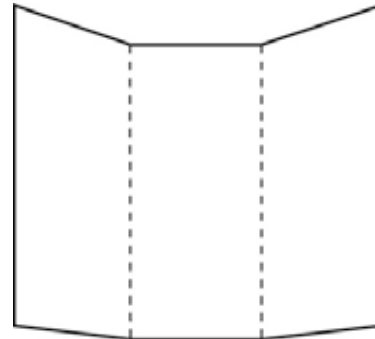
CHAPITRE 1

FOLD-N-LEARN PROJECT SUGGESTIONS


Follow the instructions below to create a fun study aid. This aid will help you review the expressions on pages 6, 8, 11, 18, 20, and 22 of your textbook.

MATERIALS You will need paper and a pen or pencil.

STEP 1 Turn a sheet of paper lengthwise and fold it in thirds.




STEP 2 Unfold the paper. At the top of the left column, write the first category name on page 6 of your book, *To greet someone and say goodbye*. Then write the French expressions for greetings and goodbyes underneath the category name.



STEP 3 Copy the French expressions for the other categories in the same way, keeping them all in the left column. Use as many pages as you need.

STEP 4 Write the English equivalent for each French expression in the right-hand column of the page, leaving the center column blank.



STEP 5 Review the chapter expressions by folding over either the left or the right third of the paper and using either the French or English expressions as prompts to quiz yourself.