

Géoculture

- Read and study the information on **Le Sénégal**, pp. 216–219.

Vocabulaire 1

- Study the words and expressions in **Vocabulaire 1**, pp. 256–257, to learn vocabulary for household chores.
- Study the expressions in **Exprimons-nous!**, p. 257, to learn how to ask for, give, or refuse permission.
- Use the online textbook to do listening Activity 1, p. 258.
- Do Activities 2–3, p. 258, in writing.
- Read about tea rituals in Senegal in **Flash culture**, p. 259.
- Study the expressions in **Exprimons-nous!**, p. 259, to learn how to tell how often you do things.
- Write out Activities 4–5, p. 259.
- For additional practice with **Vocabulaire 1**, do the activities on pp. 85–87 in *Vocabulaire et grammaire*.

Grammaire 1

- Study the presentation on the verbs **pouvoir** and **devoir** and read **En anglais**, p. 260.
- Use the online textbook to do listening Activity 7, p. 260.
- Do Activities 8–11, pp. 260–261, in writing.
- Study the presentation on the **passé composé** of **-ir** and **-re** verbs, p. 262.
- Review the **passé composé** in **Déjà vu**, p. 262.
- Do Activities 13–16, pp. 262–263, in writing.
- For additional practice with **Grammaire 1**, do the activities on pp. 88–89 in *Vocabulaire et grammaire* and on pp. 71–73 in *Cahier d'activités*.

Application 1

- Use the online textbook to do listening Activity 18, p. 264.
- Write out Activity 19, p. 264.
- Study negative expressions in **Un peu plus**, p. 264.
- Do Activities 20–22, p. 265, in writing.

CHAPTER CHECKLIST**CHAPITRE 8****Culture**

- Read about French homes in **Comparaisons**, p. 267.

Vocabulaire 2

- Study the words and expressions in **Vocabulaire 2**, pp. 268–269, to learn vocabulary for talking about furniture and room in a house.
- Study the expressions in **Exprimons-nous!**, p. 269, to learn how to describe a house.
- Read about floors in a house in **Flash culture**, p. 270.
- Do Activities 24–25, p. 270, in writing.
- Use the online textbook to do listening Activity 26, p. 270.
- Study the expressions in **Exprimons-nous!**, p. 271, to learn how to ask where something is and respond.
- Write out Activity 27, p. 271.
- For additional practice with **Vocabulaire 2**, do the activities on pp. 91–93 in *Vocabulaire et grammaire*.

Grammaire 2

- Study the presentation on the verbs **dormir**, **sortir**, and **partir**, p. 272.
- Read about Senegalese houses in **Flash culture**, p. 272.
- Do Activities 29–32, pp. 272–273, in writing.
- Study the presentation on **passé composé** with **être**, p. 274.
- Review the past participles of **-er**, **-ir**, **-re** verbs in **Déjà vu**, p. 274.
- Do Activity 34, p. 274, in writing.
- Use the online textbook to do listening Activity 35, p. 275.
- Do Activities 36–37, p. 275, in writing.
- For additional practice with **Grammaire 2**, do the activities on pp. 94–95 in *Vocabulaire et grammaire* and on pp. 75–77 in *Cahier d'activités*.

Application 2

- Use the online textbook to do **On rappe!** listening Activity 39, p. 276.
- Write out Activities 40–41, p. 276.
- Study the verb **nettoyer** in **Un peu plus**, p. 276.
- Do Activities 42–44, pp. 276–277, in writing.

À la maison

CHAPITRE 8

SELF-TEST

<p>1. Can you ask for permission? (p. 257)</p>	<ul style="list-style-type: none"> • How would you ask if you can go to your friend Yasmina’s house? • How would you ask your parents if it’s okay if you go to the movies?
<p>2. Can you give or refuse permission? (p. 257)</p>	<ul style="list-style-type: none"> • How would your parents tell you that of course it’s OK, but first you need to wash the dishes? • How would you say it’s out of the question? • How would you say no, you have to put away your clothes and make your bed?
<p>3. Can you tell how often you do things? (p. 259)</p>	<ul style="list-style-type: none"> • How would you say that you vacuum your room every day but you never make your bed? • How would you say that you usually walk the dog after school? • How would you say that your brother washes the car twice a week? • How would you say that you always take out the trash?
<p>4. Can you describe your house or apartment? (p. 269)</p>	<ul style="list-style-type: none"> • How would you say that you live in an apartment with two bedrooms, 1.5 bathrooms and a balcony? • How would you say there’s a sofa, a rug, and an armchair in the living room? • How would you point out your room?
<p>5. Can you ask where something is? (p. 271)</p>	<ul style="list-style-type: none"> • How would you ask your friend where his apartment is? • How would you ask your friend where her backpack is?
<p>6. Can you say where something is located? (p. 271)</p>	<ul style="list-style-type: none"> • How would you say your apartment is on the ground floor facing the pool? • How would you say that the half bathroom is downstairs? • How would you say your backpack is on the coffee table?

FOLD-N-LEARN PROJECT SUGGESTIONS

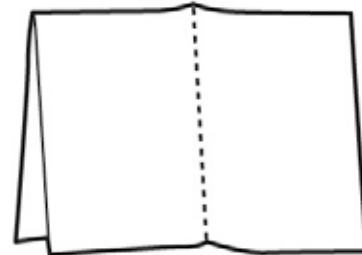
Follow the instructions below to create a fun study aid. This aid will help you review the chapter vocabulary on pages 256–257, and 268–269 of your textbook.

MATERIALS You will need paper, scissors, and a pen or pencil.

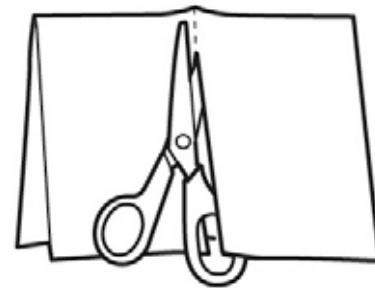
STEP 1 Fold a sheet of paper in half from top to bottom.



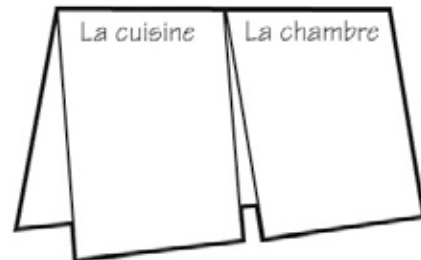
STEP 2 Without unfolding the sheet of paper, fold it again in half from side to side. Then unfold the sheet from side to side so that you see the vertical crease down the middle.



STEP 3 Cut along the vertical crease up to the horizontal fold to form two front flaps.



STEP 4 Choose two rooms in a house and list one on the front of the left flap and one on the front of the right flap.



STEP 5 Under the left flap write the chores associated with the room written on the front. Under the right flap write the furniture found in the room written on the front. Use as many sheets as you need to review vocabulary for the different rooms.

STEP 6 Review the chapter vocabulary by trying to recall the chores or furniture for each room.