

# Allons en ville!

## CHAPITRE 9

### CHAPTER CHECKLIST

#### Géoculture

- Read and study the information on **Le Midi**, pp. 288–291.

#### Vocabulaire 1

- Study the words and expressions in **Vocabulaire 1**, pp. 294–295, and **D’autres mots utiles**, p. 295 to learn vocabulary for places and getting around downtown.
- Study the expressions in **Exprimons-nous!**, p. 295, to learn how to plan your day.
- Read about traffic rules in **Flash culture**, p. 296.
- Do Activities 1–3, p. 296, in writing.
- Study the expressions in **Exprimons-nous!**, p. 297, to learn how to ask for and give directions.
- Use the online textbook to do listening Activity 4, p. 297.
- For additional practice with **Vocabulaire 1**, do the activities on pp. 97–99 in the *Vocabulaire et grammaire*.

#### Grammaire 1

- Study the presentation on the verb **voir**, p. 298.
- Read about public transportation in **Flash culture**, p. 298
- Do Activities 6–10, pp. 298–299, in writing.
- Study the presentation on the verbs **savoir** and **connaître** and read **En anglais**, p. 300.
- Do Activity 12, p. 300, in writing.
- Use the online textbook to do listening Activity 13, p. 300.
- Do Activities 14–15, p. 301, in writing.
- For additional practice with **Grammaire 1**, do the activities on pp. 100–101 in *Vocabulaire et grammaire* and on pp. 81–83 in *Cahier d’activités*.

#### Application 1

- Use the online textbook to do listening Activity 17, p. 302.
- Write out Activity 18, p. 302.
- Study the imperative in **Un peu plus**, p. 302.
- Read about the metric system in **Flash culture**, p. 302.
- Do Activities 19–20, pp. 302–303, in writing.

**CHAPTER CHECKLIST****CHAPITRE 9****Culture**

- Read about grocery stores and pharmacies in France in **Comparaisons**, p. 305.

**Vocabulaire 2**

- Study the words and expressions in **Vocabulaire 2**, pp. 306–307, and **D'autres mots utiles**, p. 307 to learn vocabulary for banks, pharmacies, and post offices.
- Study the expressions in **Exprimons-nous!**, p. 307 to learn how to ask for information.
- Read about bank cards in **Flash culture**, p. 308.
- Use the online textbook to do listening Activity 22, p. 308.
- Do Activities 23–24, p. 308, in writing.
- Study the expressions in **Exprimons-nous!**, p. 309, to learn how to make a request and respond.
- Write out Activity 25, p. 309.
- For additional practice with **Vocabulaire 2**, do the activities on pp. 103–105 in *Vocabulaire et grammaire*.

**Grammaire 2**

- Study the presentation on the present tense, p. 310.
- Do Activities 27–29, pp. 310–311, in writing.
- Study the presentation on inversion, p. 312.
- Review intonation with questions in **Déjà vu**, p. 312.
- Use the online textbook to do listening Activity 31, p. 312.
- Do Activities 32–34, pp. 312–313, in writing.
- Read about the difference between **pharmacie** and **droguerie** in **Flash culture**, p. 313.
- For additional practice with **Grammaire 2**, do the activities on pp. 106–107 in *Vocabulaire et grammaire* and on pp. 85–87 in *Cahier d'activités*.

**Application 2**

- Use the online textbook to do **On rappe!** listening Activity 36, p. 314.
- Write out Activity 37, p. 314.
- Study the partitive in **Un peu plus**, p. 314.
- Do Activities 38–40, pp. 314–315, in writing.
- Read about post offices in **Flash culture**, p. 315.

# Allons en ville!

## CHAPITRE 9

### SELF-TEST

|  |  |
|--|--|
| <p>1. Can you say how people get around town? (p. 295)</p> | <ul style="list-style-type: none"> <li>• How would you say you're going downtown and that people take the metro (to get) there?</li> </ul>   |
| <p>2. Can you plan your day? (p. 295)</p>                  | <ul style="list-style-type: none"> <li>• How would you say that you've got lots of errands to run: first you need to go the bank, then you're going to the post office, and finally you're going to go by the open air market?</li> </ul>  |
| <p>3. Can you ask for directions? (p. 297)</p>             | <ul style="list-style-type: none"> <li>• How would you tell someone that you're looking for the bookstore?</li> <li>• How would you ask someone where you'd find the church?</li> </ul>  |
| <p>4. Can you give directions? (p. 297)</p>                | <ul style="list-style-type: none"> <li>• How would you tell someone to take the first street on the right, then continue straight until the traffic light?</li> <li>• How would you tell someone it's just right there on your left?</li> </ul>  |
| <p>5. Can you ask for information? (p. 307)</p>            | <ul style="list-style-type: none"> <li>• How would you ask at what time the bank opens and when it closes?</li> <li>• How would you ask someone if she knows where to find an ATM?</li> <li>• How would you ask if credit cards are accepted and how much it is to send a package to the U.S.?</li> </ul>  |
| <p>6. Can you make requests and respond? (p. 309)</p>      | <ul style="list-style-type: none"> <li>• How would you tell a pharmacist your throat hurts and if he has anything for the pain?</li> <li>• How would you ask the pharmacist if he has change for ten euros?</li> <li>• How would you ask someone where to go to exchange money?</li> <li>• How would you answer "Yes of course, absolutely" or "No, I'm sorry"?</li> <li>• How would you tell someone to ask at the third window?</li> </ul> |

# Allons en ville!

## CHAPITRE 9

### FOLD-N-LEARN PROJECT SUGGESTIONS


Follow the instructions below to create a fun study aid. This aid will help you review the verbs **savoir** and **connaître** on page 300 of your textbook.

**MATERIALS** You will need unlined paper and a pen or pencil.


**STEP 1** Fold a sheet of paper in half from top to bottom.



**STEP 2** Unfold the paper. Smooth the crease and draw a line along the horizontal crease line.




**STEP 3** Fold the top and bottom edges to the line drawn in Step 2 to make two flaps or doors.



**STEP 4** On the top door flap, write the verb **connaître** and underneath, write its present and past tense forms and all examples of how it's used.

**STEP 5** On the bottom door flap, write the verb **savoir** and underneath, write its present and past tense forms and all examples of how it's used.



**STEP 6** Review the verbs **savoir** and **connaître** by trying to recall their verb forms and uses.