

# Partons en vacances!

## CHAPITRE 10

### CHAPTER CHECKLIST

#### Géoculture

- Read and study the information on Nice in **Géoculture**, pp. 304–307.

#### Vocabulaire 1

- Study the words and expressions in **Vocabulaire 1**, pp. 346–347, and **D'autres mots utiles**, pp. 346–347 to learn vocabulary for places to visit and things to do in the south of France and for the countries in Europe.
- Study the expressions in **Exprimons-nous!**, p. 347, to learn how to ask about a vacation and respond.
- Use the online textbook to do listening Activity 1, p. 348.
- Do Activities 2–3, p. 348, in writing.
- Review how to say *in*, *to*, or *from* a country in **Déjà vu**, p. 348.
- Study the expressions in **Exprimons-nous!**, p. 348, to learn how to say what you would do if you could.
- Write out Activities 4–5, p. 349.
- For additional practice with **Vocabulaire 1**, do the activities on pp. 109–111 in *Vocabulaire et grammaire*.

#### Grammaire 1

- Study the presentation on object pronouns, p. 350.
- Read about tourism in France in **Flash culture**, p. 350.
- Do Activities 7–9, pp. 350–351, in writing.
- Study the presentation on the conditional, p. 352.
- Read about paid vacation for the French and vacationing in France in **Flash culture**, p. 352.
- Use the online textbook to do listening Activity 11, p. 352.
- Do Activities 12–15, pp. 352–353, in writing.
- For additional practice with **Grammaire 1**, do the activities on pp. 112–113 in *Vocabulaire et grammaire* and on pp. 91–93 in *Cahier d'activités*.

#### Application 1

- Write out Activities 17–18, p. 354.
- Study **si** clauses in **Un peu plus**, p. 354.
- Use the online textbook to do listening Activity 19, p. 354.
- Do Activities 20–21, pp. 354–355, in writing.
- For additional practice, do the activities on p. 114 in *Vocabulaire et grammaire*.

**Culture**

- Read about vacations in France in **Comparaisons**, p. 357.

**Vocabulaire 2**

- Study the words and expressions in **Vocabulaire 2**, pp. 358–359, and **D'autres mots utiles**, p. 359 to learn vocabulary for getting ready to take a trip.
- Study the expressions in **Exprimons-nous!**, p. 359, to learn how to express necessity.
- Read about when students have vacation in France in **Flash culture**, p. 360.
- Use the online textbook to do listening Activity 23, p. 360.
- Do Activities 24–25, p. 360, in writing.
- Study the expressions in **Exprimons-nous!**, p. 361, to learn how to ask what has been done and respond.
- Write out Activity 26, p. 361.
- For additional practice with **Vocabulaire 2**, do the activities on pp. 115–117 in *Vocabulaire et grammaire*.

**Grammaire 2**

- Study the presentation on the subjunctive and read **En anglais**, p. 362.
- Use the online textbook to do listening Activity 28, p. 362.
- Do Activities 29–31, p. 363, in writing.
- Study the presentation on the **passé composé** and the **imparfait**, p. 364.
- Read about the timing of vacations in France in **Flash culture**, p. 364.
- Do Activities 33–36, pp. 364–365, in writing.
- For additional practice with **Grammaire 2**, do the activities on pp. 118–119 in *Vocabulaire et grammaire* and on pp. 95–97 in *Cahier d'activités*.

**Application 2**

- Write out Activity 38, p. 366.
- Study **être en train de** in **Un peu plus**, p. 366.
- Use the online textbook to do listening Activity 39, p. 366.
- Do Activities 40–41, p. 367, in writing.
- For additional practice, do the activities on p. 120 in *Vocabulaire et grammaire*.

# Partons en vacances!

## CHAPITRE 10

### SELF-TEST

<p>1. Can you ask about a vacation and respond? (p. 347)</p>	<ul style="list-style-type: none"> <li>• How would you ask a friend what exciting things he is going to do during his vacation?</li> <li>• How would you ask a friend if she ever windsurfs when she goes to the ocean?</li> <li>• How would you say that you aren't doing anything and are staying home?</li> <li>• How would you say that you do that often?</li> <li>• How would you say that you go there every summer?</li> </ul>
<p>2. Can you say what you would do if you could? (p. 348)</p>	<ul style="list-style-type: none"> <li>• How would you say that if you could, you would travel around the world?</li> <li>• How would you say that your dream would be to visit all of Europe?</li> <li>• How would you say that you'd really like to go abroad?</li> </ul>
<p>3. Can you say what you need to do? (p. 359)</p>	<ul style="list-style-type: none"> <li>• How would you say that you need to get information at a travel agency?</li> <li>• How would you say that you have to apply for a visa and get vaccinated?</li> <li>• How would you say that you must absolutely bring a passport and driver's license?</li> </ul>
<p>4. Can you ask what has been done and respond? (p. 361)</p>	<ul style="list-style-type: none"> <li>• How would you ask your friend if he made sure he thought to bring his video camera?</li> <li>• How would you ask your friend if she already made reservations?</li> <li>• How would you say that it's a good thing your friend reminded you?</li> <li>• How would you say that of course you've already made them?</li> </ul>

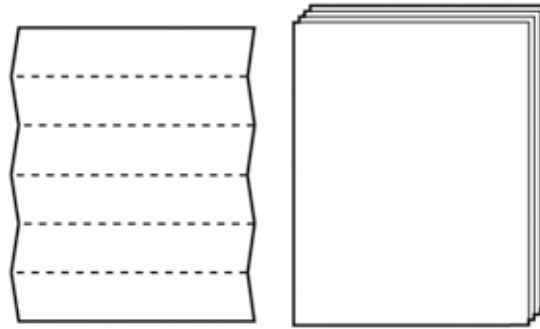
# Partons en vacances!

# CHAPITRE 10

## FOLD-N-LEARN PROJECT SUGGESTIONS

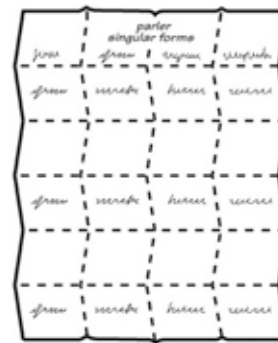
Follow the instructions below to create a fun study aid. This aid will help you review the grammar on pages 352, 362, and 364 of your textbook.

**MATERIALS** You will need some sheets of paper and a pen or pencil.

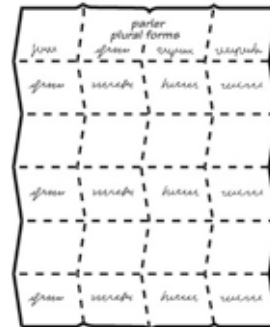


**STEP 1** Fold a sheet of paper in thirds from top to bottom, then in half from top to bottom. Open the sheet. It should have six rows.

**STEP 2** Fold the sheet in half from side to side, then fold it in half again. Open the sheet. You now have six rows and four columns.

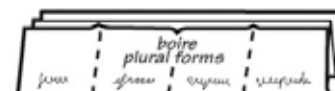
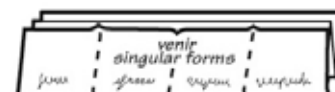


**STEP 3** You're going to label the first row with an **-er** infinitive such as **parler** at the very top center and just below it, **singular forms**. Still in the first row, but at the bottom crease, label each of the four columns: **conditionnel**, **passé composé**, **imparfait**, **subjontif**. Write each of the three singular conjugated verb forms in the second, fourth, and sixth rows.



**STEP 4** Turn the paper face down. At the very top of the first row, write the same **-er** infinitive again and below it, **plural forms**. Then, label the four columns. Write each of the three singular conjugated verb forms in the second, fourth, and sixth rows.

**STEP 5** When you have finished writing the forms of the verb, follow the creases to refold the sheet in fan or accordion style so that the infinitive is facing up. Fold and label two more sheets, one for an **-ir** verb such as **venir** and the other for an **-re** verb like **boire**.



**STEP 6** Review the chapter grammar concepts by reading the infinitives and giving the conjugated forms. Open the pleats one by one to check your answers.