

Une journée typique

CHAPITRE 5

CHAPTER CHECKLIST

Géoculture

- Read and study the information on Rennes in **Géoculture**, pp. 152–155.

Vocabulaire 1

- Study the words and expressions in **Vocabulaire 1**, pp. 158–159, and **D'autres mots utiles**, p. 159 to learn vocabulary for things you usually do every morning.
- Study the expressions in **Exprimons-nous!**, p. 159, to learn how to talk about your routine.
- Read about a typical school day in France in **Flash culture**, p. 160.
- Do Activities 1 and 3, p. 160, in writing.
- Use the online textbook to do listening Activity 2, p. 160.
- Study the expressions in **Exprimons-nous!**, p. 161, to learn how to express impatience.
- Write out Activity 4, p. 161.
- For additional practice with **Vocabulaire 1**, do the activities on pp. 49–51 in *Vocabulaire et grammaire*.

Grammaire 1

- Study the presentation on reflexive verbs and read **En anglais**, p. 162.
- Do Activity 6, p. 162, in writing.
- Use the online textbook to do listening Activity 7, p. 163.
- Write out Activities 8–9, p. 163.
- Study the presentation on **tout, tous, toute, toutes**, p. 164.
- Do Activities 11–14, pp. 164–165, in writing.
- Read about public transportation in Rennes in **Flash culture**, p. 164.
- For additional practice with **Grammaire 1**, do the activities on pp. 52–53 in *Vocabulaire et grammaire* and on pp. 41–43 in *Cahier d'activités*.

Application 1

- Write out Activity 16, p. 166.
- Study the verbs **s'appeler** and **se lever** in **Un peu plus**, p. 166.
- Review the conjugation of verbs like **balayer** and **essayer** in **Déjà vu**, p. 166.
- Write out Activities 17 and 19, pp. 166–167.
- Use the online textbook to do listening Activity 18, p. 167.
- For additional practice, do the activities on p. 54 in *Vocabulaire et grammaire*.

CHAPTER CHECKLIST**CHAPITRE 5****Culture**

- Read about school transportation in France in **Comparaisons**, p. 169.

Vocabulaire 2

- Study the words and expressions in **Vocabulaire 2**, pp. 170–171, and **D'autres mots utiles**, p. 171 to learn vocabulary for things you usually do every day.
- Study the expressions in **Exprimons-nous!**, p. 171, to learn how to say when you do things.
- Read about snacks in **Flash culture**, p. 172.
- Do Activity 21, p. 172, in writing.
- Use the online textbook to do listening Activity 21, p. 172.
- Do Activity 23, p. 172, in writing.
- Study the expressions in **Exprimons-nous!**, p. 173, to learn how to make recommendations.
- Write out Activities 24–25, p. 173.
- For additional practice with **Vocabulaire 2**, do the activities on pp. 55–57 in *Vocabulaire et grammaire*.

Grammaire 2

- Study the presentation on reflexive verbs in the passé composé, p. 174.
- Read about errands in **Flash culture**, p. 174.
- Do Activities 27–30, pp. 174–175, in writing.
- Study the presentation on the imperative with reflexive verbs, p. 176.
- Review the **tu**, **vous**, or **nous** commands in **Déjà vu**, p. 176.
- Use the online textbook to do listening Activity 32, p. 176.
- Do Activities 33–35, pp. 176–177, in writing.
- For additional practice with **Grammaire 2**, do the activities on pp. 58–59 in *Vocabulaire et grammaire* and on pp. 45–47 in *Cahier d'activités*.

Application 2

- Write out Activity 37, p. 178.
- Study reflexive verbs with infinitives in **Un peu plus**, p. 178.
- Do Activity 38, p. 178, in writing.
- Use the online textbook to do listening Activity 39, p. 178.
- Do Activities 40–41, p. 179, in writing.
- For additional practice, do the activities on p. 60 in *Vocabulaire et grammaire*.

Une journée typique

CHAPITRE 5

SELF-TEST

<p>1. Can you talk about your morning routine? (pp. 158–159)</p>	<ul style="list-style-type: none"> • How would you say that every morning you wake up at 7AM? • How would you say that first you eat breakfast and then you get dressed? • How would you say that you shave every other day? • How would you say that you drink your coffee at the same time as getting dressed? • How would you say that you get dressed while your parents make breakfast?
<p>2. Can you express impatience? (p. 161)</p>	<ul style="list-style-type: none"> • How would you tell someone to hurry up? • How would you tell your brothers that they are going to be late? • How would you ask your sister if she is ready? • How would you tell your brother to stop dragging his feet?
<p>3. Can you say what you do later in the day? (pp. 170–171)</p>	<ul style="list-style-type: none"> • How would you say that you return home at 4PM and afterwards you do your homework? • How would you say that your parents go to bed late? • How would you say that once you brush your teeth, you go to bed? • How would you say that you should go to bed at 10PM at the latest?
<p>4. Can you make recommendations? (p. 173)</p>	<ul style="list-style-type: none"> • How would you tell your sister that she should brush her teeth? • How would you tell someone to go to bed because it's late? • How would you tell your brother that it's time to get ready or that it's time to go to bed?

Une journée typique

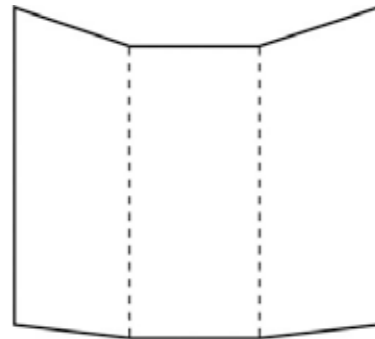
CHAPITRE 5

FOLD-N-LEARN PROJECT SUGGESTIONS

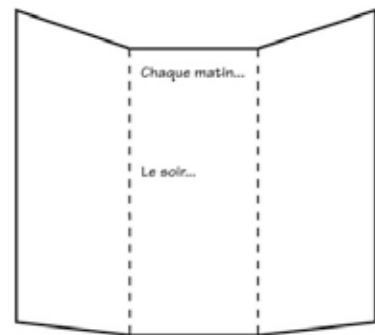
Follow the instructions below to create a fun study aid. This aid will help you review the expressions on pages 159, 161, and 171 of your textbook.

MATERIALS You will need paper and a pen or pencil.

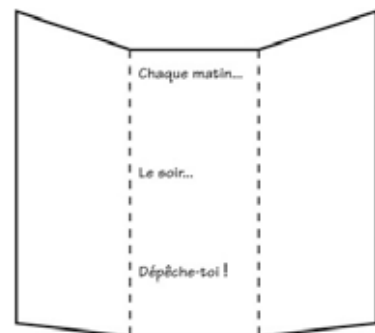
STEP 1 Turn a sheet of paper lengthwise and fold it in thirds. Unfold the paper. You should have three columns.



STEP 2 In the middle column, list the expressions on pages 159 and 171 for talking about your routine and saying when you do things.



STEP 3 At the bottom of the middle column, list the expressions on page 161 for expressing impatience. Use another sheet of paper if you need more space.



STEP 4 Write the English equivalent for each French expression in the left-hand column of the page, leaving the right-hand column blank.



STEP 5 Review the chapter expressions by folding over the left or the right third of the paper and using either the French or English expressions as prompts to quiz yourself.